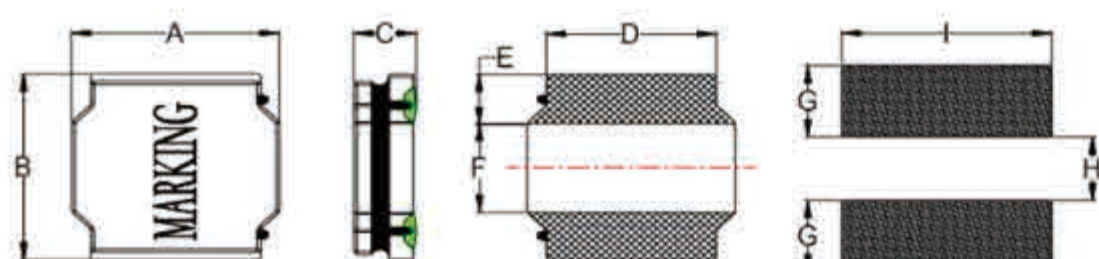


SMD POWER INDUCTORS:

HL6045-R Series



Series	A (mm)	B (mm)	C (mm)	D (mm)	E (mm)	F (mm)	G (mm)	H (mm)	I (mm)
HL6045-R	6.0 ± 0.3	6.0 ± 0.3	4.5 (MAX)	4.9 ± 0.3	1.6 ± 0.2	2.9 ± 0.2	1.7	2.8	5.7

Part Number	Inductance	Tolerance	DCR (mΩ)	Isat (A)	Irms (A)	Test
	(μH)	(±%)	±30%			Condition
HL6045-1R0N-R	1	30	10	9	5.1	100KHz /0.25V
HL6045-1R5N-R	1.5	30	12	7.5	4.75	100KHz /0.25V
HL6045-1R8N-R	1.8	30	13	7.5	4.6	100KHz /0.25V
HL6045-2R2N-R	2.2	30	13	6.5	4.6	100KHz /0.25V
HL6045-3R3N-R	3.3	30	20	5.3	3.2	100KHz /0.25V
HL6045-4R7N-R	4.7	30	24	4.5	3	100KHz /0.25V
HL6045-5R6N-R	5.6	30	31	3.7	2.8	100KHz /0.25V
HL6045-6R8M-R	6.8	20	33	3.3	2.7	100KHz /0.25V
HL6045-8R2M-R	8.2	20	45	3.2	2.6	100KHz /0.25V
HL6045-100M-R	10	20	52	3	2.5	100KHz /0.25V
HL6045-150M-R	15	20	77	2.5	1.9	100KHz /0.25V
HL6045-220M-R	22	20	115	2	1.5	100KHz /0.25V
HL6045-270M-R	27	20	120	1.9	1.48	100KHz /0.25V
HL6045-330M-R	33	20	150	1.6	1.45	100KHz /0.25V
HL6045-470M-R	47	20	220	1.4	1.2	100KHz /0.25V
HL6045-680M-R	68	20	290	1.2	0.9	100KHz /0.25V
HL6045-820M-R	82	20	355	1.1	0.85	100KHz /0.25V
HL6045-101M-R	100	20	430	1	0.8	100KHz /0.25V
HL6045-121M-R	120	20	530	0.85	0.75	100KHz /0.25V
HL6045-151M-R	150	20	760	0.8	0.7	100KHz /0.25V
HL6045-221M-R	220	20	890	0.63	0.55	100KHz /0.25V

NOTES:

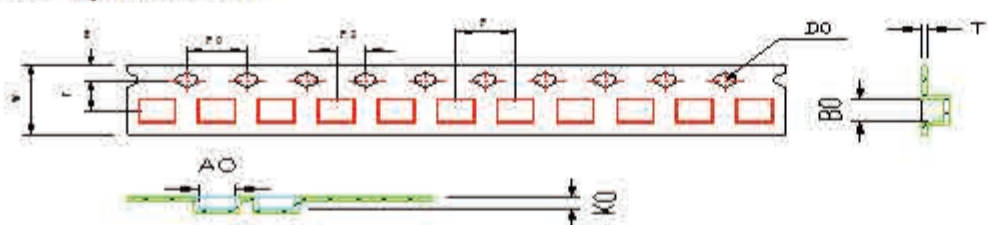
1. All test data is referenced to 25°C ambient
2. Operating Temperature Range -40°C to +125°C
3. Irms : DC current (A) that will cause an approximate ΔT of 40°C
4. Isat : DC current (A) that will cause Lo to drop approximately 30%

SMD POWER INDUCTORS:

HL6045-R Series

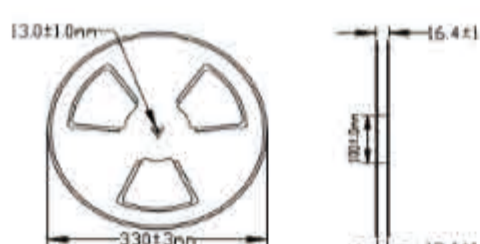
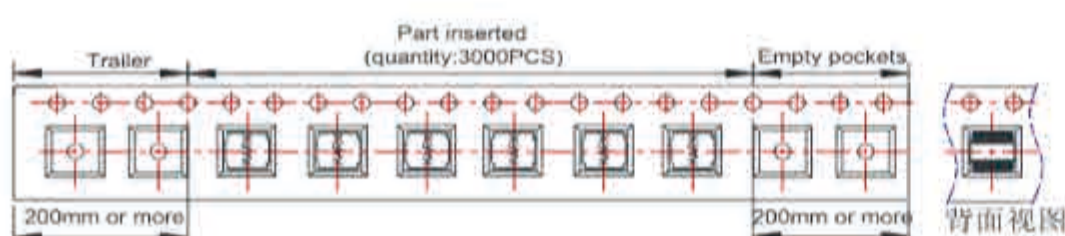
Packaging Information (包装信息)

1. Carrier Tape Dimensions:



ITEM	W	A0	B0	K0	P	F	E	D0	P0	P2	T
DIM	12.00	6.4	6.3	4.7	8.00	5.5	1.75	1.50	4.00	2.00	0.4
TOLE	±0.3	±0.1	±0.1	±0.1	±0.1	±0.1	±0.1	+0.1	±0.1	±0.1	±0.05

2. Reel Dimensions:



3. PACKAGE SPECIFICATION:

1.5KPCS/ Reel 24KPCS/ Outer Box