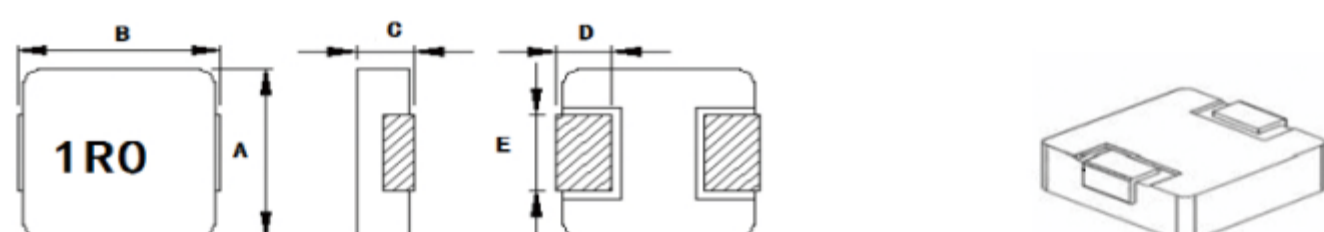


## SMD POWER INDUCTORS: HL0630H Series



Series	A (mm)	B (mm)	C (mm)	D (mm)	E (mm)
HL0630H	6.6±0.3	7.6MAX	3.0MAX	1.6±0.5	3.0±0.3

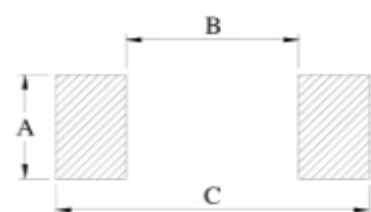
Part Number	L0 Inductance (μH) ±20%	Heat Rating Current I <sub>rms</sub> (A)	Saturation Current I <sub>sat</sub> (A)	DCR(mΩ)	
				TYP.	MAX.
HL0630H-R22M-P	0.22	23.0	35.0	2.5	2.8
HL0630H-R33M-P	0.33	21.0	30.0	3.0	3.5
HL0630H-R47M-P	0.47	17.5	25.0	3.6	4.5
HL0630H-R68M-P	0.68	16.0	17.0	5.0	5.5
HL0630H-1R0MT-P	1.0	12.0	15.3	7.0	8.0
HL0630H-1R5MT-P	1.5	9.0	13.0	10.5	12.0
HL0630H-2R2MT-P	2.2	8.0	10.2	16.0	20.0
HL0630H-3R3M-P	3.3	6.5	8.0	21.0	25.0
HL0630H-4R7MT-P	4.7	5.5	6.6	28.0	35.0
HL0630H-6R8MT-P	6.8	5.0	6.1	45.0	55.0
HL0630H-8R2M-P	8.2	4.0	6.0	60.0	68.0
HL0630H-100M-P	10	4.0	5.0	60.0	68.0
HL0630H-150M-P	15	2.8	3.2	95.0	110.0
HL0630H-220M	22	2.5	3.0	121.0	167.0
HL0630H-330M-P	33	1.5	2.0	218.0	245.0

**NOTES:**

1. All test data is referenced to 25°C ambient
2. Operating Temperature Range -55°C to +150°C
3. I<sub>rms</sub> : DC current (A) that will cause an approximate ΔT of 40°C
4. I<sub>sat</sub> : DC current (A) that will cause L<sub>0</sub> to drop approximately 30%
5. Test Frequency: 100KHZ,1.0V

## SMD POWER INDUCTORS: HL0630H Series

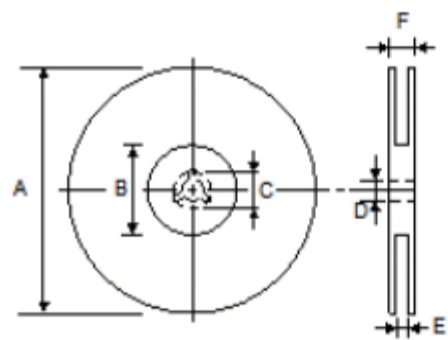
**Recommend Land Pattern Dimensions (推荐焊盘)**



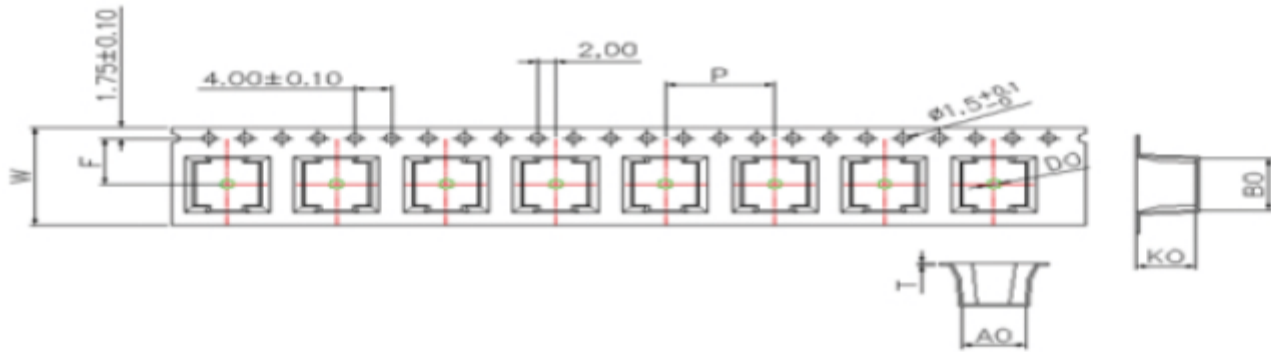
A	3.50
B	2.50
C	8.40

Unit : mm

**Packaging Information (包装信息)**



TYPE	A	B	C	D	E	F
16mm	330	100	21.0±0.8	13 <sup>+0.5</sup> / <sub>-0.2</sub>	16±0.3	22.4



QTY (PCS)	A0	B0	KO	W	P	T
1500	7.0±0.1	7.8±0.1	3.2±0.1	16.0±0.3	12.0±0.1	0.35±0.05

- |                      |  |
|----------------------|--|
| ① 一卷包装: 1500Pcs;     | ① One roll package: 1500;                              |
| ② 小箱装两卷: 一共3000Pcs;  | ② Small box packed with two rolls: a total of 3000Pcs, |
| ③ 大箱装三小箱: 一共9000Pcs. | ③ Big box three small boxes: a total of 9000Pcs.       |