



Product Specification [产品规格书]:	ISSUED BY: Engineering Dept	
Subject [主题]: 2.00mm Pitch A 2005 Series Connector Specification	Date Issued	2013/12/17
	Date Revised	2014/04/16

This specification is referred to the 2.00mm series wire to board connector

索引【INDEX】

1. 适用范围 【Scope】
2. 规格与料号 【Spec and Part number】
3. 材质与表面处理 【Disposal of Material and surface】
4. 额定等级 【Ratings and applicable wires】
5. 性能 【 Performance 】
 - 5-1. 电气的性能【Electrical Performance.】
 - 5-2. 机械的性能【Mechanical Performance】
 - 5-3. 环境性能及其它【Environmental Performance and Others】
6. 综合插入力及拔出力 【 Insertion/Withdrawal Force 】



Product Specification [产品规格书]:	ISSUED BY: Engineering Dept	
Subject [主题]: 2.00mm Pitch A2005 Series Connector Specification	Date Issued	2013/12/17
	Date Revised	2014/04/16

【1.适用范围 Scope】

此种规格包括 2.00mm Pitch A2005 Series 连接器规格说明.

This Specification Covers the 2.00mm Pitch A2005 Series Connector Specification.

【2.规格与料号 Spec and Part number】

规格内容 Specification	产品料号 Production No.	产品图示 Picture of Product
端子/Terminal	A2005-T A2005-T-B	NONE
胶壳/Housing	A2005H-XP A2005H-2xXP	NONE
针座/Wafer	A2005WV-XP A2005WR-XP A2005WV-2xXP A2005WR-2xXP	NONE

【3.材质与表面处理 Disposal of Material and surface】


规格内容 Specification	材质 Materials	表面处理 Disposal of Surface
端子/Terminal	磷铜/Phosphor Bronze 黄铜/Brass	Gold Plated Nickel: Over 30μ"
胶壳/Housing	PA66 / PBT	UL 94V-0
针座/Wafer	Base	PA6T / PBT
	PIN	黄铜/Brass
		Gold Plated ; Over 30μ" Nickel

(上述参数请以工程图为准/Please Refer to the Project drawing for the above Specification)

【4. 额定等级 Ratings and applicable wires】

项目【Item】	规格【Standard】	
额定电压 Rated Voltage (Max.)	250V	[AC/DC]
额定电流 Rated Current (Max.)	2A	
使用温度范围 Ambient temperature Range	-40°C~+105°C	
适用线径 Applicable wire insulation O.D	AWG 24#~32# Insulation O.D. 1.60mm(Max.)	

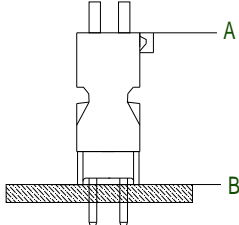
【*升温时含端子.Including terminal temperature rise.】




Product Specification [产品规格书]:	ISSUED BY: Engineering Dept	
Subject [主题]: 2.00mm Pitch A 2005 Series Connector Specification	Date Issued	2013/12/17
	Date Revised	2014/04/16

【5.性能 PERFORMANCE】

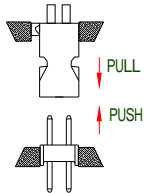
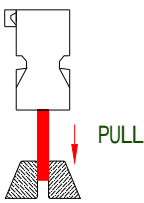
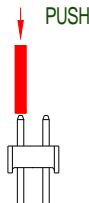
5-1. 电气的性能 Electrical Performance.


项目 【Item】	条 件 【Test Condition】	规 格 【Requirement】
5-1-1 接触阻抗 Contact Resistance	<p>公母配合,开放电压 20mV 以下,电流 10mA 检测连接器 A~B 区. Mate connectors, measure by dry circuit, 20mV MAX, 10mA. (Based upon EIA-364-06A).</p> <div style="text-align: center;">  </div>	<p>Initial: 20 milliohms Max. After Test: 40 milliohms Max.</p>
5-1-2 绝缘阻抗 Insulation Resistance	<p>公母配合,在相邻端子,端子与地片之间,使用 500V 的直流电,检测连接器. Mate connectors, apply 500V DC between adjacent terminal or ground. (Based upon EIA-364-21B / MIL-STD-202 Method 302 Cond.B)</p>	1000 Megohms Min.
5-1-3 耐电压 Dielectric Strength	<p>公母配合,在相邻端子,端子与地片之间,使用 800V 的交流电 1 分锺,检测连接器. Mate connectors, apply 800V AC for 1 minute between adjacent terminal or ground. (Based upon EIA-364-20A / MIL-STD-202 Method 301)</p>	<p>不出现中断等情况 No Breakdown and Flashover</p>
5-1-4 铆线后端子接触阻抗 Contact resistance on crimped portion	<p>铆线后之端子,开放电压 20mV 以下,电流 10mA 检测连接器. Crimp the applicable wire on to the terminal measure by dry circuit 20mV MAX, 10mA.</p>	10 milliohms Max.



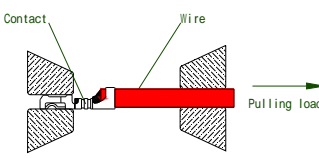
Product Specification [产品规格书]:	ISSUED BY: Engineering Dept	
Subject [主题]: 2.00mm Pitch A 2005 Series Connector Specification	Date Issued	2013/12/17
	Date Revised	2014/04/16

5-2. 机械的性能 Mechanical Performance.

项目 【Item】	条件 【Test Condition】	规格 【Requirement】
5-2-1	<p>以每分钟 25.4±3mm 的速率插入和拔出。 Insert and withdraw Connectors at the speed rate of 25.4±3mm/minute.</p> 	<p>参照第 6 项 Refer to paragraph 6</p>
5-2-2	<p>以每分 25.4±3mm 的速率,将端子从 Housing 内轴向拔出的力量。 Apply axial pull out force at the speed rate of 25.4±3mm/minute on the terminal assembled in the housing.</p> 	<p>14.7N {1.5kgf} Min.</p>
5-2-3	<p>端子插入力 Terminal Insertion Force</p> <p>铆线后之端子插入 Housing 所需最大力量。 Insert the crimped terminal into the housing.</p>	<p>9.8N {1.0kgf} Max.</p>
5-2-4	<p>Pin 针保持力 Pin Retention Force</p> <p>以每分 25.4±3mm 的速率,将 PIN 针从 Wafer 内轴向拔出的力量。 Apply axial push force at the speed rate of 25.4±3mm/minute.</p> 	<p>9.8N {1.0kgf} min.</p>



Product Specification [产品规格书]:	ISSUED BY: Engineering Dept	
Subject [主题]: 2.00mm Pitch A2005 Series Connector Specification	Date Issued	2013/12/17
	Date Revised	2014/04/16

项目 【Item】	条 件 【Test Condition】	规 格 【Requirement】					
5-2-5 端子压着强度 (Crimped connections)	固定铆线后的端子，使电线与端子分离时所需的最小力量。 Fix the crimped terminal, apply axial pull out force on the wire. (Do not crimp insulation part).	AWG#	#24	#26	#28	#30	#32
		Spec. kgf.	3.0	2.0	1.0	0.8	0.50
		Min.					
		Note> As for unspecified wire sizes in this specification define values with clients					


5-3. 环境性能及其它 Environmental Performance and Others.

项目 【Item】	条 件 【Test Condition】	规 格 【Requirement】	
5-3-1 重复插拔 Repeated Insertion/Withdrawal	以每分钟不超过 10 次的速率,将公母插拔 30 次。 When mated up to 30 cycles repeatedly by the rate of 10 cycles per minute.	接触阻抗 Contact Resistance	40 milliohms Max.
5-3-2 温升测试 Temperature Rise	公母对插后,在通过额定电流下,所测定的温度。 Carrying rated current load. (UL 1977)	温升测试 Temperature rise	30°C Max.
5-3-3 耐振动性 Vibration	振幅: 1.5mm P-P 时间: 10~55~10 HZ in 1 minute 持续时间: 每轴向 2 小时 Amplitude: 1.5mm P-P Sweep time: 10~55~10 HZ in 1 minute Duration: 2 hours in each X.Y.Z axials. (Based upon EIA-364-28B/MIL-STD-202 Method 213B Cond.A)	外观 Appearance	无异状 No Damage
		接触阻抗 Contact Resistance	40 milliohms Max.
		瞬断 Discontinuity	1 micro-second Max.
5-3-4 耐冲击性 Shock	在 X.Y.Z 上 6 个方向上,以 490m/s ² (50g 的力量)冲击下各 3 回.490m/s ² {50G}, 3 strokes in each X.Y.Z. axes. (Based upon EIA-364-27B/MIL-STD-202 Method 213B Cond.A)	外观 Appearance	无异状 No Damage
		接触阻抗 Contact Resistance	40 milliohms Max.
		瞬断 Discontinuity	1 micro-second Max.



Product Specification [产品规格书]:	ISSUED BY: Engineering Dept	
Subject [主题]: 2.00mm Pitch A 2005 Series Connector Specification	Date Issued	2013/12/17
	Date Revised	2014/04/16

项目 【Item】		条 件 【Test Condition】	规 格 【Requirement】	
5-3-5	耐热性 Heat Resistance	105±2 °C, 96 hours. (Based upon MIL-STD-202 Method 108A Cond.A)	外观 Appearance	无异状 No Damage
			接触阻抗 Contact Resistance	40 milliohms Max.
5-3-6	耐寒性 Cold Resistance	-40±5°C, 96 hours. (Based upon EIA-364-105)	外观 Appearance	无异状 No Damage
			接触阻抗 Contact Resistance	40 milliohms Max.
5-3-7	耐湿性 Humidity	温度: 40±2°C 湿度: 90~95%(RH) 持续时间: 96 hours Temperature: 40±2°C Relative Humidity: 90~95% Duration: 96 hours (Based upon EIA-364-31A/MIL-STD-202 Method 103B Cond.B)	外观 Appearance	无异状 No Damage
			接触阻抗 Contact Resistance	40 milliohms Max.
			耐电压 Dielectric Strength	Must meet 5-1-3
			绝缘阻抗 Insulation Resistance	500 Megohms Min.
5-3-8	温度变化 Temperature Cycling	从-55°C持续 30 分钟升至+85°C持续 30 分钟, 循环 5 次. 5 cycles of: a) -55°C 30 minutes. b) +85°C 30 minutes. (Based upon EIA-364-32B)	外观 Appearance	无异状 No Damage
			接触阻抗 Contact Resistance	40 milliohms Max.
5-3-9	盐水喷雾 Salt Spray	在温度 35±2°C, 盐水浓度 5±1% 下, 盐水喷雾 24±1 小时. 24±1 hours exposure to a salt spray from the 5±1% solution at 35±2°C. (Based upon EIA-364-26A/MIL-STD-202 Method 101D Cond.B).	外观 Appearance	无异状 No Damage
			接触阻抗 Contact Resistance	40 milliohms Max.
5-3-10	焊锡附着性 Solder-ability	焊接时间: 3±0.5 秒. 焊接温度: 245±5°C. Soldering Time: 3±0.5second. Solder Temperature: 245±5°C. (Based upon EIA-364-52)	Solder Wetting	浸渍面积需 95% 以上 95% of immersed area must show no voids, pin holes.



Product Specification [产品规格书]:	ISSUED BY: Engineering Dept	
Subject [主题]: 2.00mm Pitch A 2005 Series Connector Specification	Date Issued	2013/12/17
	Date Revised	2014/04/16

项 目 【Item】	条 件 【Test Condition】	规 格 【Requirement】	
5-3-11 焊锡耐热性 Solder-Resistance	焊接时间: 3~5 秒. 焊接温度: 255+5/-5°C. Soldering time:3~5 sec solder. Temperature:255+5/-5°C. (Based upon EIA-364-56A)	外观 Appearance	无异状 No Damage

【6. 综合插入力及拔出力 INSERTION/WITHDRAWAL FORCE】 <Connector mating force>

PIN 数 No. of CKT	初次插入力(最大值) First Insertion (kgf Max.)	30 次拔出力(最小值) 30 th Withdrawal (kgf Min.)	PIN 数 No. of CKT	初次插入力(最大值) First Insertion (kgf Max.)	30 次拔出力(最小值) 30 th Withdrawal (kgf Min.)
02	1.10	0.20	18	6.20	1.05
03	1.40	0.25	19	6.50	1.10
04	1.70	0.30	20	6.80	1.15
05	2.00	0.35	21	7.10	1.20
06	2.30	0.40	22	7.40	1.25
07	2.60	0.45	23	7.70	1.30
08	2.90	0.50	24	8.00	1.35
09	3.20	0.55	25	8.30	1.40
10	3.50	0.60	26	8.60	1.45
11	3.80	0.65	27	8.90	1.50
12	4.10	0.70	28	9.20	1.55
13	4.40	0.75	29	9.50	1.60
14	4.70	0.80	30	9.80	1.65
15	5.00	0.85	31	10.10	1.70
16	5.30	0.90	32		
17	5.60	0.95			
双排 (Double Row)					
2*03	2.40	0.60	2*13	5.40	2.60
2*04	2.80	0.80	2*14	5.80	2.80
2*05	3.20	1.00	2*15	6.20	3.00
2*06	3.60	1.20	2*16	6.40	3.20
2*07	4.00	1.40	2*17	6.80	3.40
2*08	4.40	1.60	2*18	7.20	3.60
2*09	4.80	1.80	2*19	7.60	3.80
2*10	4.20	2.00	2*20	8.00	4.00
2*11	4.60	2.20	2*21	8.20	4.20
2*12	5.00	2.40	2*22	8.40	4.40

注：以上插拔次数为 30 次

Note : Insertion and Withdrawal for 30Cycles