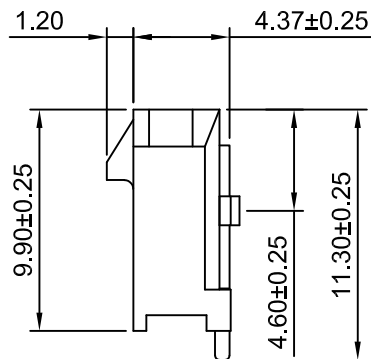
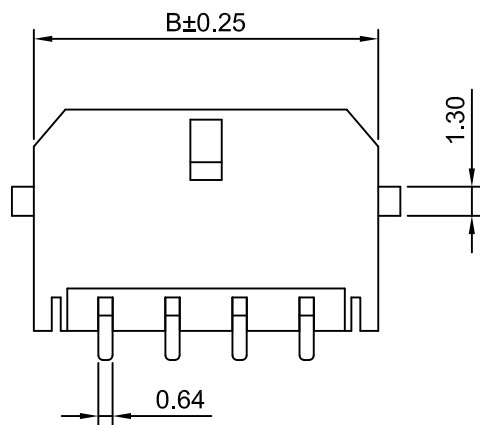


P.C.B LAYOUT



Ordering Information:

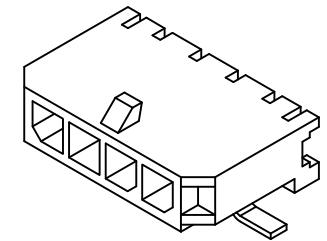
C3030WR-S-XP - ***

1 2

1.Part No.

2.Finish:

- (blank):Tin over Nickel
- G:Gold over Nickel(1u")
- G3:Gold over Nickel(3u")
- G15:Gold over Nickel(15u")
- G30:Gold over Nickel(30u")



SPECIFICATIONS:

- Current Rating: 12.5A AC,DC (MAX)
- Voltage Rating: 600V AC,DC
- Temperature Range: -40°C ~ +105°C
- Contact Resistance: 10mΩ Max
- Insulation Resistance: 1000MΩ Min
- Withstanding Voltage: 1500V AC/minute
- Pin Material: Brass/Tin over Nickel
- Material: LCP,UL94V-0(Black)

Ordering Information & Dimensions

Circuits	Dimensions(mm)			Circuits	Dimensions(mm)		
	A	B	C		A	B	C
2P	3.00	9.65	14.20	8P	21.00	27.65	32.20
3P	6.00	12.65	17.20	9P	24.00	30.65	35.20
4P	9.00	15.65	20.20	10P	27.00	33.65	38.20
5P	12.00	18.65	23.20	11P	30.00	36.65	41.20
6P	15.00	21.65	26.20	12P	33.00	39.65	44.20
7P	18.00	24.65	29.20				

Beijing Hongli Kunpeng International Trade Co., Ltd.

Unit	Scale	Sheet	TITLE
mm	3:1	1 of 1	3.00mm PITCH RIGHT-ANGLE SINGLE ROW WAFER - SMD TYPE
DRWN	CHK'D	APPR	
Xu Lei	DianKui Wan	Jack Yin	
General Tolerances			THIRD ANGLE PROJECTION
x.xx±0.25			DRAWING NO. HLB-30-WR-S-XP 15
x.xxx±0.20			
x.xxxx±0.15			REV A2
ANGLES ±1°			

REV	DESCRIPTION	DATE
A2	CHANGE THE DRAWING	2022.01.15
A1	CHANGE THE DRAWING	2018.12.19
A0	NEW RELEASE	2011.12.13