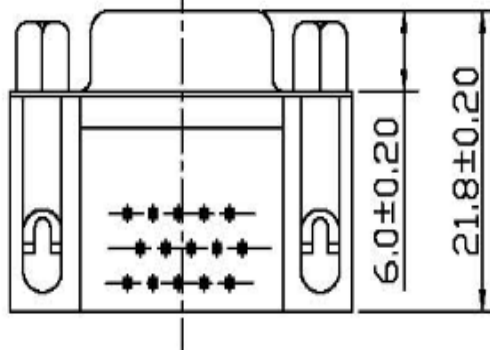
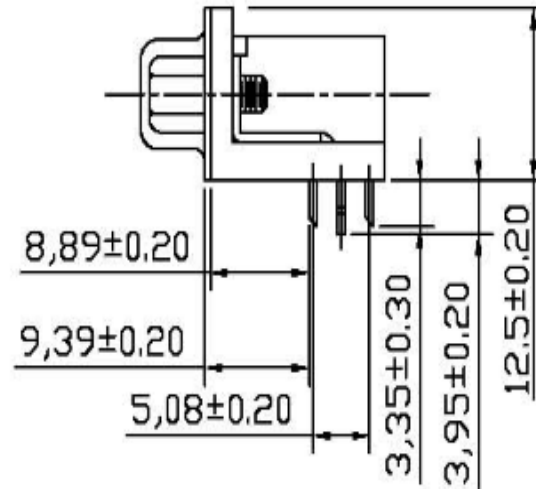
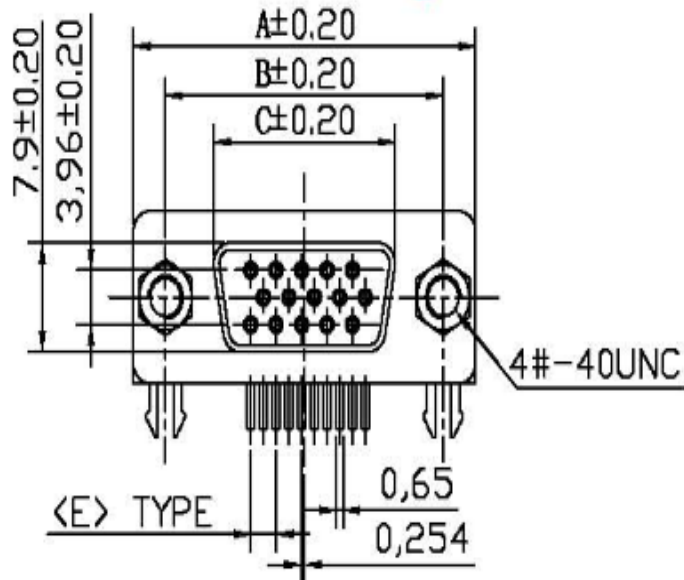


D-SUB Connector

HDR Series Drawing NO. : HR1003-08

UNIT:MM



POS.	A	B	C	E
15	30.80	24.99	16.34	2.29
26	39.2	33.32	24.76	2.29
44	53.10	47.04	38.33	2.29
62	70.00	63.50	54.89	2.41

FEATURES:

MATERIAL:

INSULATOR:PBT+30% GLASS FIBER(UL94V-0).

CONTACT: BRASS.

CONTACT PLATED: GOLD PLATED ON CONTACT AREA,
TIN PLATED ON SOLDER AREA

SHELL: STEEL, NICKEL

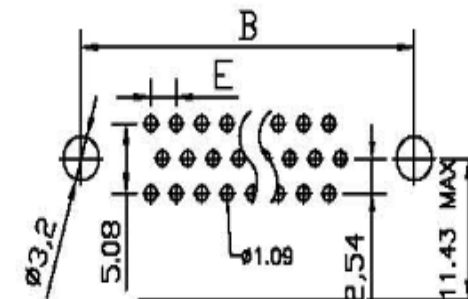
SPECIFICATION:

CURRENT RATE: 5 AMPS

INSULATOR RESISTANCE: 1000M MIN. AT 500V DC

DIELECTRIC STRENGTH: 1000V PER

OPERATION TEMPERATURE: -55°C TO +105°C



EDGE OF P.C.BOARD
RECOMMENDED P.C.B LAYOUT(TOP VIEW)
TOLERANCES: ±0.05mm

ORDERING INFORMATION HDR SERIES

Series NO.	NO. OF CONTACTS	CONTACT TYPE	INSULATOR COLOR	CONTACT PLATING	SHELL PLATING	CONTACT LENGTH(MM)	FILE NO.
HR1	*	S	*	*	*	0	003-08
D-SUB HIGH DENSITY 90° 8.89	15 26 44 62	P:PLUG S:SOCKET	A:PC99#661C BLUE B:BLUE C:PC99#284C LIGHT BLUE D:PC99#577C E:PC99#424C GRY F:PC99#701C PINK G:PC99#157C ORANGE H:PC99#235C RED I:GRY K:BLACK M:PC99#123C YELLOW N:PC99#4645C BROWN P:PC99#2715C PURPLE T:PC99#322C GREEN W:WHITE Y:PC99#131C WHEAT Z:PC99#3395C GREEN J:PC99#322C OLAWNGREEN WITHOUT HALOGEN O:PC99#131C EARTHY GREEN	A:Half gold plated with Sn 1u B:Half gold plated with Sn 3u C:Half gold plated with Sn 5u D:Half gold plated with Sn 10u E:Half gold plated with Sn 15u F:Half gold plated with Sn 30u G:Half gold plated Ni H:Half gold plated Ni 30u I:Ni plated all J:Source materiul k:Half gold plated with fog Sn 1u L:Gold plated all 1u M:Gold plated all 30u N:Half gold plated with fog Sn 15u O:Half gold plated with fog Sn 30u P: Half gold plated Ni 15u Q:Half gold plated with Sn full 15u	A:Nickel plated all B:Tin plated all C:Nickel front ,Tin back D:Gold plated all E:Gold front ,Tin back F:Zinc plated	0:N/A	